



QURO VITRIFIED PVT. LTD.

Ser. No. 197, Nr. Amardham Temple, Matel - 363 621.

Ta.: Wankaner, **Dist.:** Morbi, Gujarat (INDIA).

C: +91 99784 99883, +91 84012 13100

E-mail: export@qurovitrified.com | **Web:** www.qurovitrified.com



**From Nature
To Matter
From Design
To Art**

GVT/PGVT

www.qurovitrified.com



Articulate the
expression of brilliance



Quro Is A Rapidly Flourishing Tiles Manufacturer, We Combine Our Exceptional Talent And Tiles Manufacturing Experience To Create Products That Are “timeless” In Their Manner. To Become The Leading Expert In The Ceramic Industry Today We Have Always Kept The Latest Trend In Our Minds And Have Succeeded In Presenting Our Flawless Tiles To Our Customers.

“
The passion should be
such that it doesn't let seep!
”



Today circumstances in the ceramic sector are changing rapidly due to the latest technological advancements and there is always a need to innovate for a firm to survive in the market. In its response, Sparron has taken full advantage of its unique collective abilities to optimize and modify its portfolio according to the latest times. We are constantly in an urge to strengthen our presence and implement our expertise gathered in all these years to develop core tiles manufacturing business. Moreover, the Sparron team is committed to building a strong business portfolio for the future. Sparron's strengths are the combined abilities to facilitate its holistic vision in ceramic market, its expertise in conceiving the latest trend and a quality to manage & run them. By leveraging our skills to identify potential growth Sources in the ceramic guild, we want to work very hard and establish them as new generation core business. We have created a working system to ensure that our employees obtain the appropriate experience and develop into better professionals. we select manpower as per their capability and urge to learn. By doing this Sparron widens the scope for employment.

Our policy is simple, we do our best to continue meeting the expectations of our customers, growing our businesses in a way that we create economic, societal and environmental value. We thank each & everyone for their support and look forward to working collectively for an even richer tomorrow.



VISION

To Become The Fastest Growing And The Most Competitive Ceramic Manufacturer. To Be Respected For A High Level Of Integrity And Value. To Increase Our Production Capacity Persistently.




MISSION

To Satisfy Our Customers With The Best Quality Products And Customer Care. To Continuously Improve Our Range Of Products Through Innovations And Use Of New Technology. Work For The Development Of Our Country While Protecting The Environment And Use The Surpluses For The Benefit Of Employees And Society At Large.



FUTURE

At Quro We Assume That Inclusive Development Can Only Be Accomplished If Customers Are Satisfied And So We Always Place Their Satisfaction On The Highest Pedestal. Besides, Sparron Has An Appreciation For Innovation, So We Are Also Adopting New Technology & Design Standards To Create Unique Products With Keeping Future Trends In Mind.



“
From Nature to Matter
From Design to Art
”

GVT/PGVT

Quro GVT/PGVT Tiles Are Latest Variety Of Glazed Surfaced Tiles And By Presenting This Collection We Want To Offer A Vast Array Of Designs, Shades And Surface Textures. Sparron Inherent The Latest Technology Which Is Capable Of Producing Sound Products. So, Behold Our Latest Collection Which Is A Pure Alliance Of Beauty & Strength.

GVT | 600x
PGVT | 600mm

Establish
Decors With
Uniform Allure



AGARIA BEIGE



AGARIA WHITE



ALASKA NATURAL



ALASKA WHITE



ALMOND IVORY



ALPHA WHITE




GVT | 600x
PGVT | 600mm

Get Impressed
With Extraordinary
Designs



AMPHORA STATUARIO



ANTIQUE ONYX



ANTIQUE SKY



AQUARIUS ONYX BEIGE



ARIZONA NERO



ARTICO ONYX BIANCO



GVT | 600x
PGVT | 600mm

Your Junction
For Rich Array
Of Textures



ATHENA GREY




ATHENS BLACK



ATLANTIC WHITE



AURA TRAVERTINO



BOTTOCHINO BEIGE



BOTTOCHINO MULTI



GVT | 600x
PGVT | 600mm

Optimize
Every Angle
With Supremacy



BRADA EMPRADOR BROWN




BIANCO MARFIL



BRECCIA STONE



CIANA ONYX



CARRARA WHITE



CORAL STONE



GVT | 600x
PGVT | 600mm


Designs
That Confound
Every Observer



CLASSIC TRAVERTINO



CLASSIC ESTATURIO



CLASSIC MARFIL



CREMA MARFIL



CORNEVA WOOD




DAYNA BROWN




GVT | 600x
PGVT | 600mm

Create A
Remarkably
Vibrant Space



DYNA BEIGE



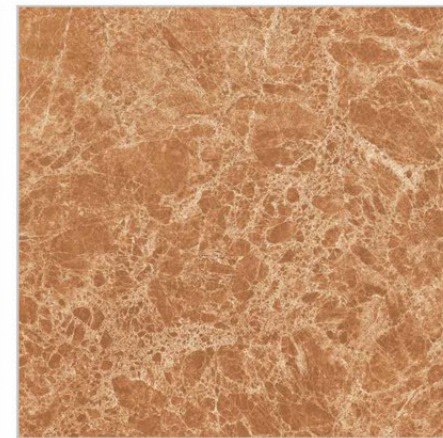
DYNA GREY



DYNA NATURAL



EMPERADOR LIGHT



EMPERADOR DARK



EMPRADOR CHOCO



GVT | 600x
PGVT | 600mm

Behold
Endless Saga
Of Allure



ERA WHITE




EAGLE WHITE




EVOLUTION STATUARIO



ELEGANCE STATUARIO



ELMA GREY

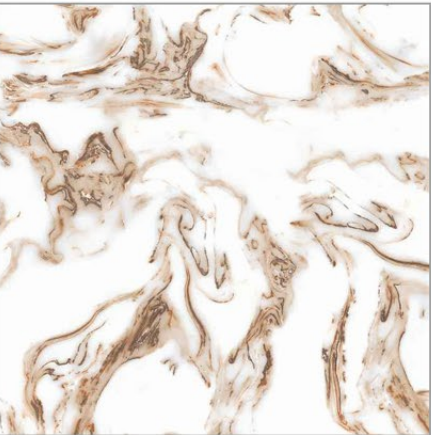


FORESTA BLUE



GVT | 600x
PGVT | 600mm

Amplify
Your Space With
Prime Elegance



FORESTA BROWN



FOX SILVER



FRENCH STATUARIO



GLACIER BEIGE



GLACIER BIANCO



GLAMOUR GREY




GVT | 600x
PGVT | 600mm

Splendid
Designs To
Satisfy Your Decor




GIALLO REAL



HAWAI WHITE



HEXA WHITE



HONEY ONYX



ITALIA BEIGE



JARK BIANCO



GVT | 600x
PGVT | 600mm

Bring In An
Everlasting
Ambiance



JARK GREY



LENOX BEIGE




LENOX BROWN



LENOX BIANCO



LENOX GREY




LENZULA IVORY



GVT | 600x
PGVT | 600mm


Behold
The Most Appealing
Collection



LETINA BEIGE




LEVANTO CREMA



LUX SILVER



LUX WHITE



MANZA BEIGE




MARMO SILVER




GVT | 600x
PGVT | 600mm

Give Your
Space A Stunning
Makeover




MARVEL BLACK




MARVEL GREY



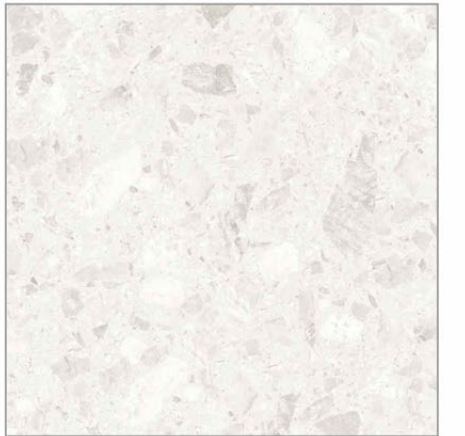
MARBELLA BIANCO



MARBELLA GREY



MARBELLA CREMA




MOSAICO WHITE



GVT | 600x
PGVT | 600mm

Vouch For
Splendid Decor
Aesthetics



MOSAICO BLACK




MARSTONE BROWN



MARSTONE NATURAL



NATURAL ONYX DARK



NATURAL PEARL




NEW CARARA

GVT | 600x
PGVT | 600mm

Give Your Space
That Voguish
Perfection



NORDIC GREY



NORDIC BEIGE



NAVAJO WHITE



NOVANA TRAVERTINO BROWN



NOVANA TRAVERTINO CREMA



ONICETA MARBLE



GVT | 600x
PGVT | 600mm


Because The
Genius Is In
Details



OMANI ONYX




OLIVIA IVORY



OLIVIA BIANCO



ORLANDI PEARL



OPAL DYNA




OPERA BLUE



GVT | 600x
PGVT | 600mm

Unique Form
Of Supreme
Craftsmanship




PLATINA IVORY



PLATINA GREY



PETAL PINK



PINE BEIGE



PRIME WHITE



PISTO CARRARA



GVT | 600x
PGVT | 600mm

Elite Designs
That Create A
Value




PULPIS BROWN




PULPIS GREY



PULPIS BIANCO



PULPIS CREMA



QUETZAL GREY



ROYAL STATUARIO




GVT | 600x
PGVT | 600mm

**Designs
Inspired By
The Future**



RAPID BLUE



RAPID MULTI




ROMA NATURAL



ROSALIA CREMA



ROSALIA PEARL



ROYAL MARFIL



GVT | 600x
PGVT | 600mm

Sense The
Aura Of
Exceptional Art



SKY IVORY



SKY WHITE



SPARRO BOTTO CREMA



SPARRO BOTTO BIANCO



SEA STONE

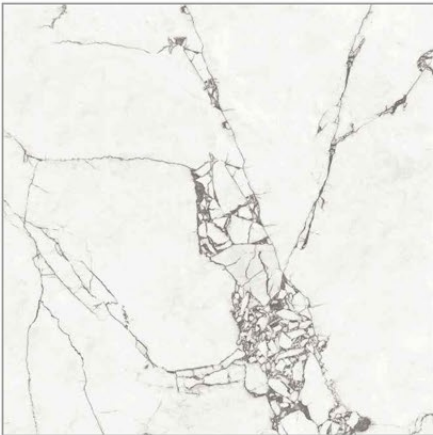


SNOW WHITE



GVT | 600x
PGVT | 600mm

Exceeding
The Standard
Decor Traits




SISILIA GREY




SISILIA BROWN



SERENIA BLACK



SABBIA MARFIL CREMA



SIBIRIAN BEIGE



SIBIRIAN BIANCO



GVT | 600x
PGVT | 600mm


**Accomplish
Distinct Views In
Decors**




SIRIO WHITE




STATUARIO ELEGANT




TRAVERTINO IVORY



TRAVERTINO GOLD



TROPIX GREY



TROPIX WHITE




GVT | 600x
PGVT | 600mm

**Execute
Flawlessness
In Every Corner**




TUNISIA BIANCO



TUNISIA GREY




TROY BEIGE



TYPHOON BEIGE



ULTRA WHITE STONE



VELENCIA CREMA




GVT | 600x
PGVT | 600mm

Make Any
Decor Simply
Luxurious



VENESA WHITE



VENESA BEIGE



VENESA GREY



VENESA BROWN



VIVANTA CREMA



VENICE BEIGE

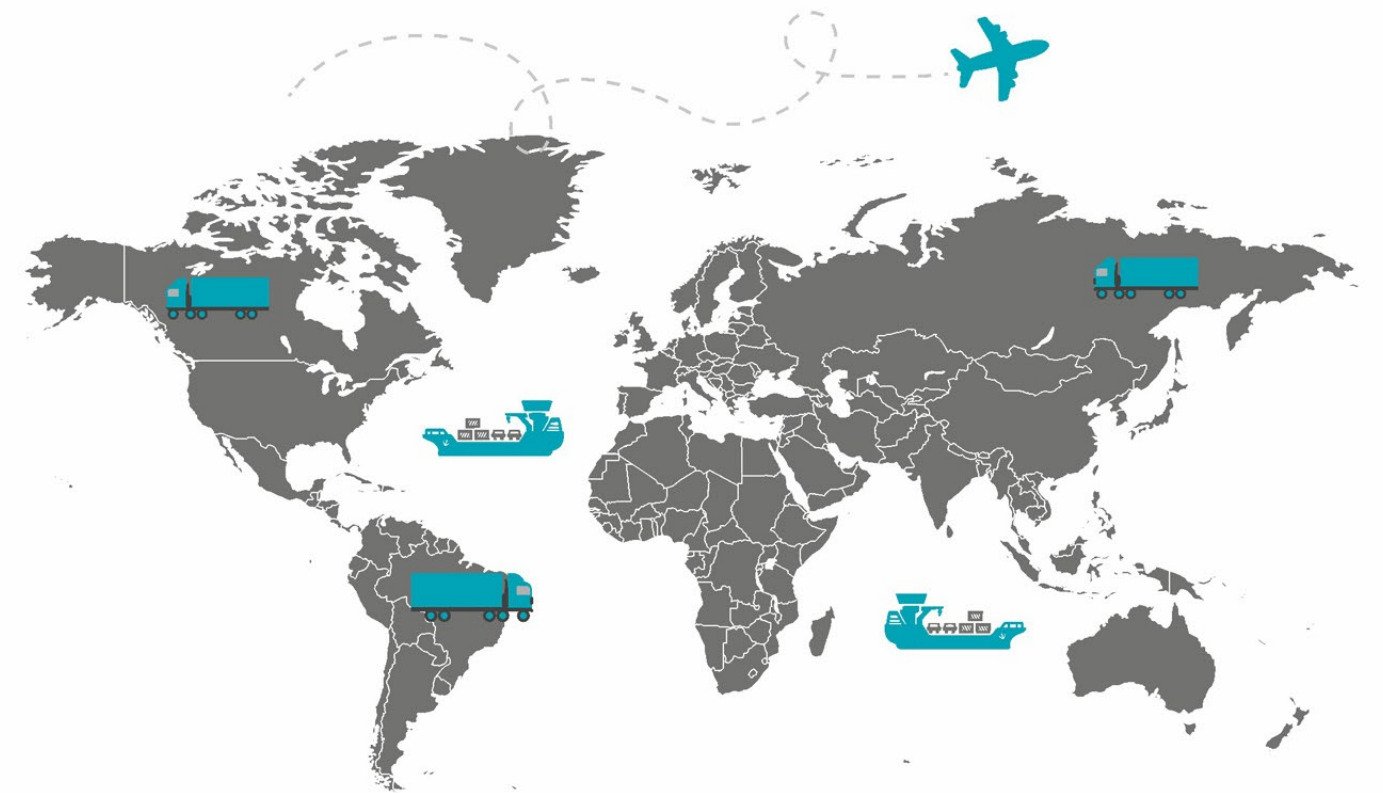


GVT | 600x
PGVT | 600mm

**Put Any Space
In Artistic
Harmony**




WONDER MARBLE



EXPORT IN

Quro Export The Finest Of its Products Across The World And is Renowned For its Trustworthy Trade Practices. We Commenced At A Slow Pace With Low Exporting Rates But With Our Market Understanding Capability, We Have Become A Successful Tiles Exporter And Are Amongst The Ablest Tiles Exporters From Asia.



TECHNICAL SPECIFICATION

DIGITAL GLAZED VITRIFIED TILES

Sr. No.	CHARACTERISTICS	ISO TEST METHODS	VITRIFIED TILES REQUIREMENT AS PER ISO 13006 EN176	QURO VALUE
A	Dimention & Surface Quality			
1	Deviation In Length & Width	ISO 10545-2	+ 0.6%	+ 0.1%
2	Deviation In Thickness	ISO 10545-2	+ 5.0%	+ 10%
3	Straightness Of Sides	ISO 10545-2	+0.5%	+ 0.08%
4	Rectangularity	ISO 10545-2	+0.6%	+ 0.15%
5	Surface Flatness	ISO 10545-2	+0.5%	+ 0.2%
6	Color Difference	ISO 10545-2	Unaltered	No Change
B	Physical Properties			
1	Water Absorption	ISO 10545-3	= 0.5%	0.2%
2	Flexural Strength (MOR)	ISO 10545-4	= 35 N mm2	38 N mm2
3	Mohs Hardness	EN 101	As per manufacture Norms	Min 5
4	Flexural Breaking Strength	ISO 10545-4	> 1300 N	1900 N
5	Bulk Density (GM/CC)	DIN 51082	> 2 gnvcc	2.35 gm/cc
6	Glossiness	GLOSS METER	As per manufacture Norms	Min 90%
7	Slip Resistance Coefficient of Friction	ISO 10545-17	> 0.4	> 9.5
8	Resistance of Surface Abrasion	ISO 10545-6	As per manufacture Norms	> PELV
C	Chemical Properties			
1	Staining Resistance	ISO 10545-14	Resistant	Resistant
2	Household Chemicals	ISO 10545-13	No Damage	No Damage
D	Thermal Properties			
1	Thermal Shock Resistance	ISO 10545-9	No Damage	10 Cycle
2	Thermal Expansion	ISO 10545-8	9 x 10 - 6 mm	6.5 x 10 ⁶
3	Moisture Expansion	ISO 10545-10	No	Nil

PACKING DETAILS

TILE SIZE	THICKNESS (APPROX)	NO. OF TILES / BOX (APPROX)	WEIGHT / BOX (APPROX)	COVERAGE AREA
600X600 mm	8.8 mm	4 Nos	28 Kgs	1.44 sq.mt.

EXPORT PALLETS PACKING DETAILS

Standard & Normal Wooden Pallets Packing Details										
Container Type	Size (cm) 9 mm Thickness	Pcs/ Box	Sqm./ Box	Approx Weight/ Box (Kgs.)	Pallet Dimensions	Pallets	Box/Pallet	Total Boxes	Total SQM	Approx Total Weight (Kgs.)
20 Feet Container	60x60	4	1.44	28	(37" x 44")	(24)	(40)	960	1382.4	27430



LAYING INSTRUCTION

- 1.Plaster the surface of the floor/wall to be tiled smooth and complete the plastering and curing at least two weeks prior to tiling.

2.Before fixing tiles, lay them out in desired pattern and make sure an acceptable blend of color, please note that certain amount of shade variations are inherent in the manufacturing of tiles.

3.For fixing tiles we recommend the use of tile fixing adhesive for best result. Also follow tile fixing instruction provided along with adhesive.

4.For fixing tiles on the floor/wall using sand & cement follow the instructions below:

(a) Use cement and sand mortar in the ratio of 1/4 & add water to create a consistent mixture.

(b) Once the mixing has been completed use the same within one hour.

(c) Apply a 20-30 mm layer of bedding material all over an area of 1 sq. mt. at a time on the surface of area. Apply fine slurry to the back of the tiles to ensure proper and full bedding press gently for even adherence at the back of tile.

DO NOT USE IRON HAMMER OR ANY HEAVY OBJECT TO PRESS THE TILES.
- 5.For fixing the tiles on wall dado we recommend the use of adhesive, please follow the instructions for the same. We do not recommend the use of sand and cement for fixing on dado.

6.Mark and layout the tiles from the center of the area to be tiled so that cut tiles, if any will be on the outer edge towards the wall.

7.It is advisable to maintain a gap of 1mm to 2mm between adjoining tiles to allow for possible expansion as per BIS/EN norms.

8.Allow 3-4 days for bed curing. After this period, fill the joints with the epoxy grouts.

9.Fifteen minutes after finishing the grouting process wipe off the excess grout with a damp sponge and polish the tiles with a soft and dry cloth for a clean surface. The tiles can also be cleaned by mild cleaning acid.

10.Please note that the company does not accept any liability in case of problems arising due to non adherence to these fixing instructions.